



ಬೃಹತ್ ಬೆಂಗಳೂರು ಮಹಾನಗರ ಪಾಲಿಕೆ
Bruhat Bengaluru Mahanagara Palike



BBMP COVID-19 WAR ROOM 31.07.2022

BBMP / COVID-19 WAR ROOM / BULLETIN – 860 /31.07.2022 / #BBMPfightsCOVID19



OVERVIEW OF COVID-19 IN BENGALURU

CASE TRENDS ACTIVE CASES **8,595**

<u>Confirmed Cases</u>	<u>Recovered Cases</u>	<u>Death Cases</u>
1,154 18,36,068 #	861 18,10,498 #	0 16,975 #

HOSPITALIZATION **56**

<u>ICU – V</u>	<u>ICU</u>	<u>HDU</u>	<u>General</u>
1	8	1	46

INCLUDES GOVT. QUOTA AND PRIVATE WALK-IN HOSPITALIZATION

VACCINATION **2,279** 2,01,46,071 #

<u>First Dose</u>	<u>Second Dose</u>	<u>Precaution Dose</u>
101 96,59,351 #	183 94,02,738 #	1,995 10,83,982 #

TRIAGING

MTU

23

ACTIVE CLUSTERS

27

Budding Clusters (<5 Cases)

TESTING **16,620** 3,10,44,055 #

<u>Positivity : 7.31%</u> <small>*FOR LAST 7 DAYS</small>	<u>RAT</u>	<u>RTPCR</u>
	3,064	13,556

Tele Triage

951

Clusters (> 5 cases)

0

: indicates cumulative numbers till date



ABSTRACT OF COVID-19 SCENARIO IN BENGALURU



	MALE			FEMALE			TRANSGENDER			TOTAL		
	Last 24 Hours	Last 7 Days	Cumulative	Last 24 Hours	Last 7 Days	Cumulative	Last 24 Hours	Last 7 Days	Cumulative	Last 24 Hours	Last 7 Days	Cumulative
Positive Cases	656	5,014	10,83,693	498	3,759	7,51,483	0	0	196	1,154	8,773	18,36,068
Recovered Cases	486	4,397	10,67,930	375	3,513	7,42,476	0	0	185	861	7,910	18,10,498
Death Cases	0	1	10,750	0	1	6,221	0	0	4	0	2	16,975
Total Tests Done	In Last 24 hrs. : 16,620			In last 7 days : 1,19,946			Cumulative : 3,10,44,055					
Vaccine Doses Administered	In Last 24 hrs. : 2,279			In last 7 days : 79,577			Cumulative : 2,01,46,071					
ACTIVE CASES									8,595			

*Covid deaths occurred today : 00 | Covid deaths occurred beyond last 24hrs., reported today : 00

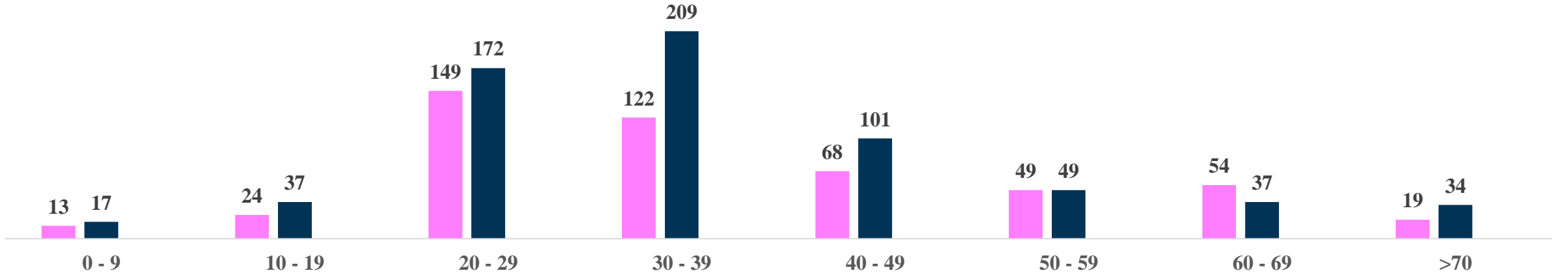


LAST 24 HOURS AGE GROUP AND GENDER WISE DISTRIBUTION

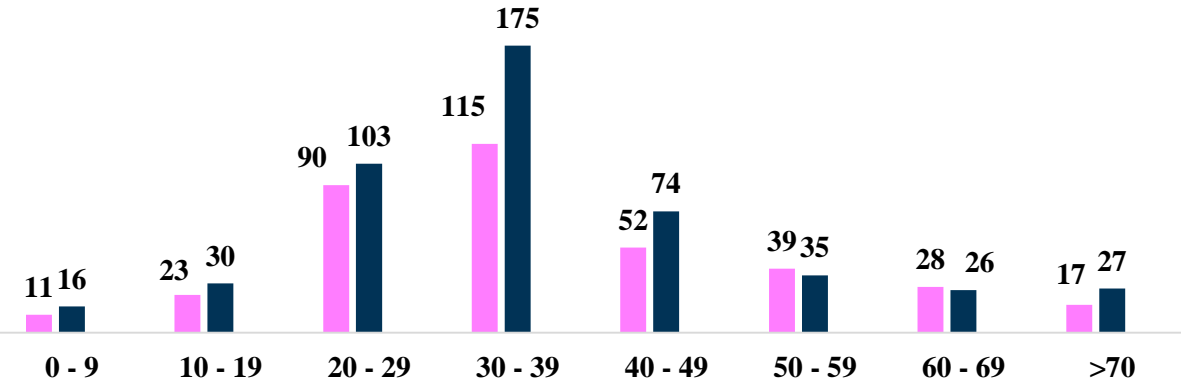


Positive Cases : 1,154

Female Male Transgender



Recovered Cases : 861

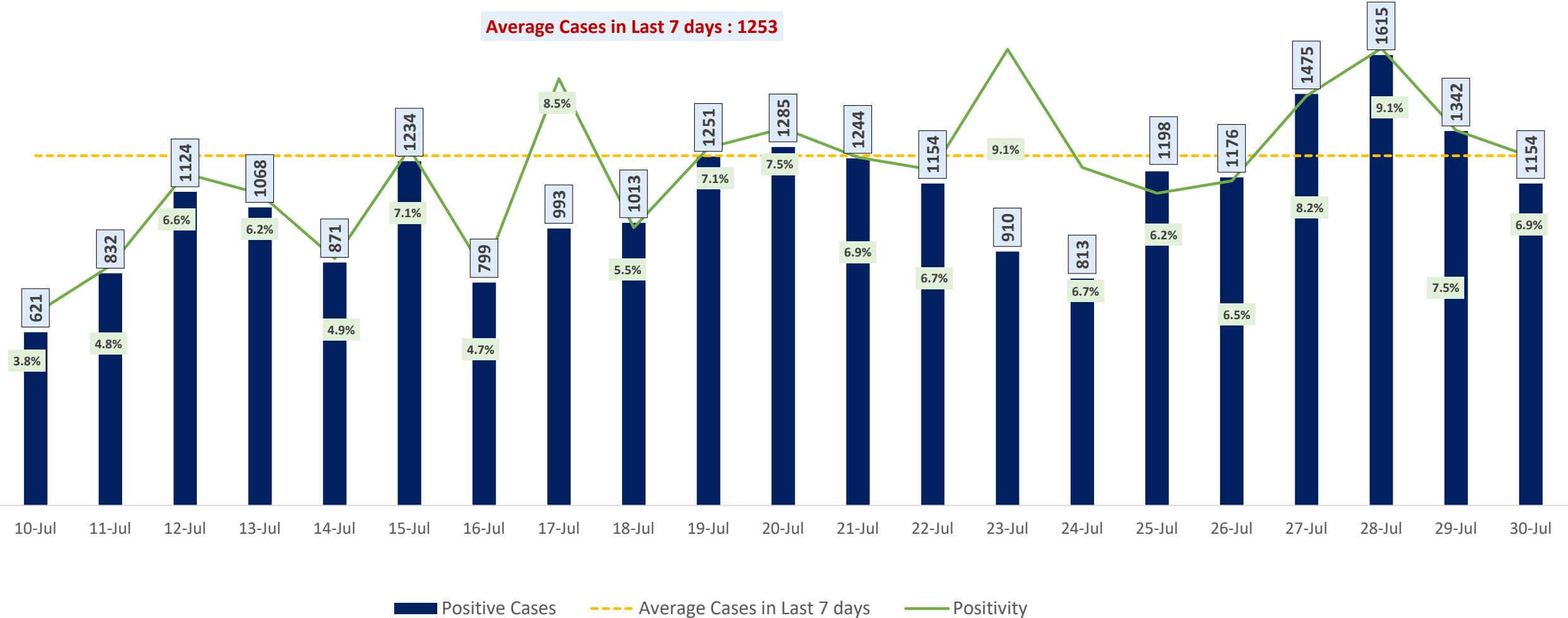


Death Cases : 0

0 to 9 10 to 19 20 to 29 30 to 39 40 to 49 50 to 59 60 to 69 >=70



POSITIVITY RATE OF BENGALURU – LAST 21 DAYS





TESTING TRENDS IN BENGALURU

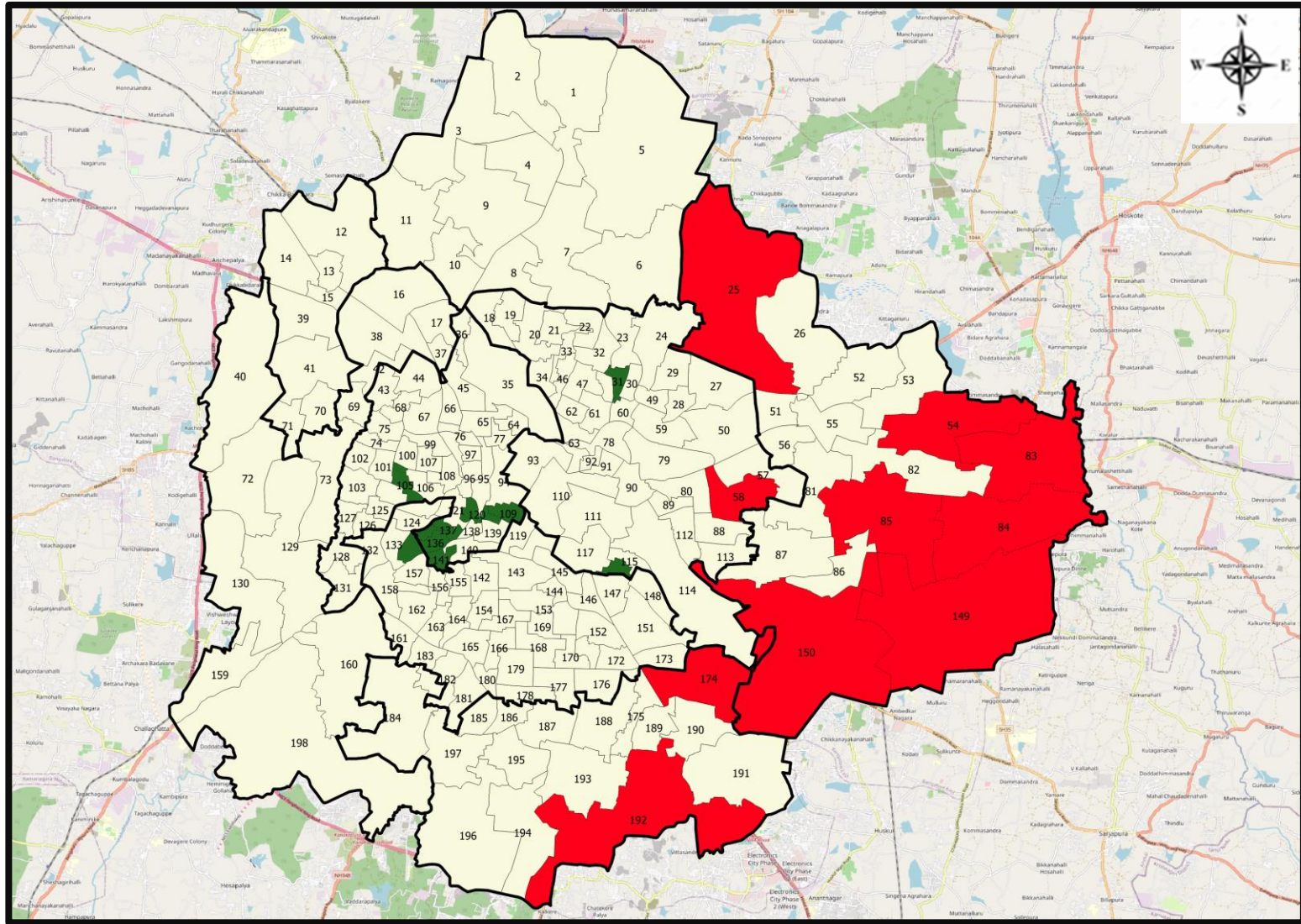


Total Test Conducted Till Date	Test Conducted Last 24 hours	Last 7 Days Average
3,10,44,055	16,620	17,135





BENGALURU URBAN MAP SHOWING TREND OF POSITIVE CASES IN LAST 7 DAYS



Top 10 wards reporting highest number of positive cases in last 7 days

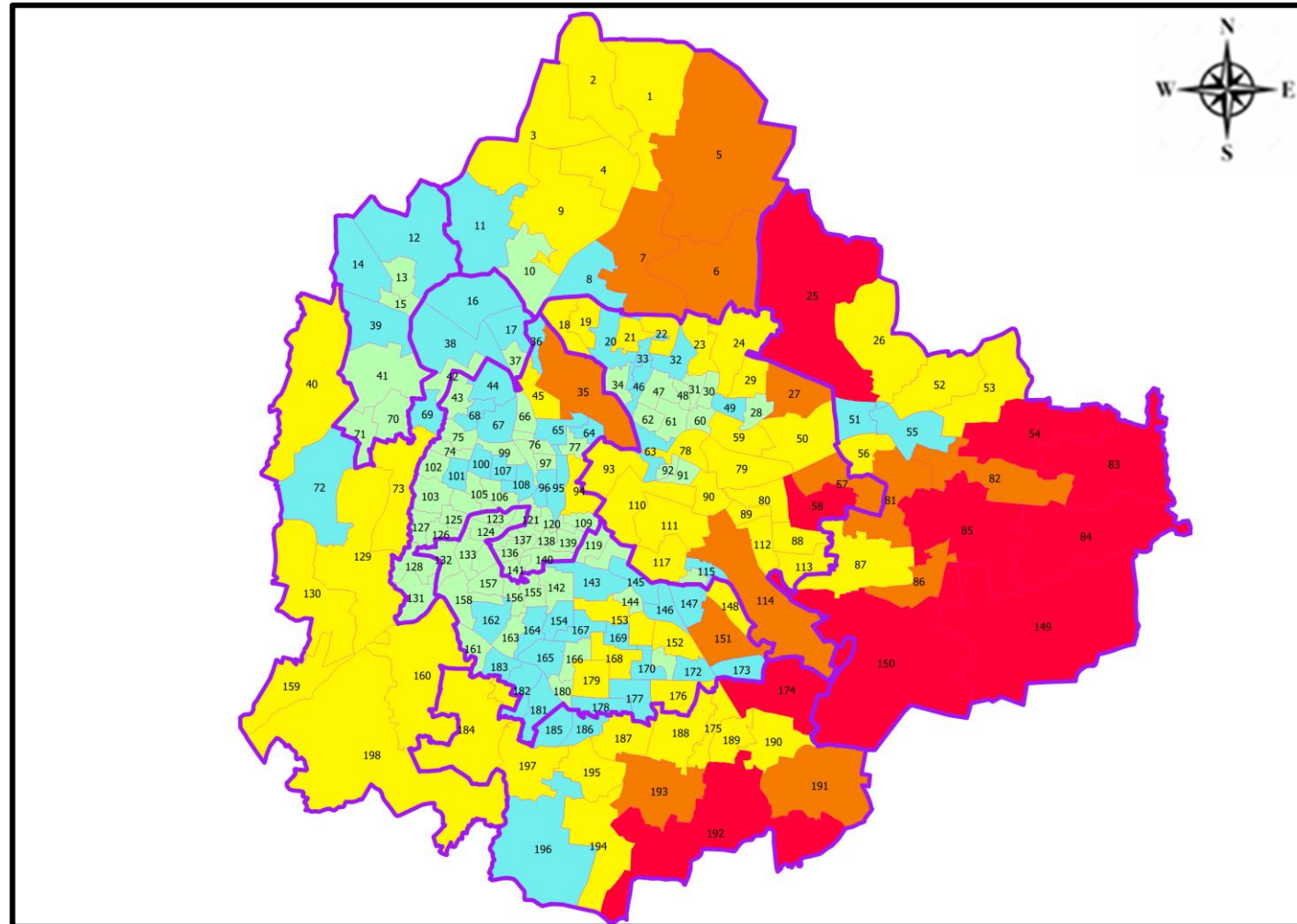
Ward No.	Ward Name	Daily Cases Average
150	Bellanduru	86
85	Dodda Nekkundi	47
83	Kadugodi	46
174	HSR Layout	45
149	Varthuru	31
25	Horamavu	29
84	Hagadur	28
192	Begur	27
54	Hudi	25
58	New Tippasandra	23

Top 10 wards reporting least number of positive cases in last 7 days

Ward No.	Ward Name	Daily Cases Average
137	Rayapura	0
136	Jagajivanram Nagar	0
135	Padarayanapura	0
134	Bapuji Nagar	0
120	Cottonpete	0
116	Nilasandra	0
109	Chickpete	0
105	Agrahara Dasarahalli	0
31	Kushal Nagar	0
141	Azad Nagar	0



BENGALURU MAP SHOWING INTENSITY OF POSITIVE CASES IN LAST 7 DAYS



- Level 1 : 0 to 10 Cases
- Level 2 : 10 to 25 Cases
- Level 3 : 25 to 75 Cases
- Level 4 : 75 to 150 Cases
- Level 5 : More than 150 Cases
- Zone Boundaries

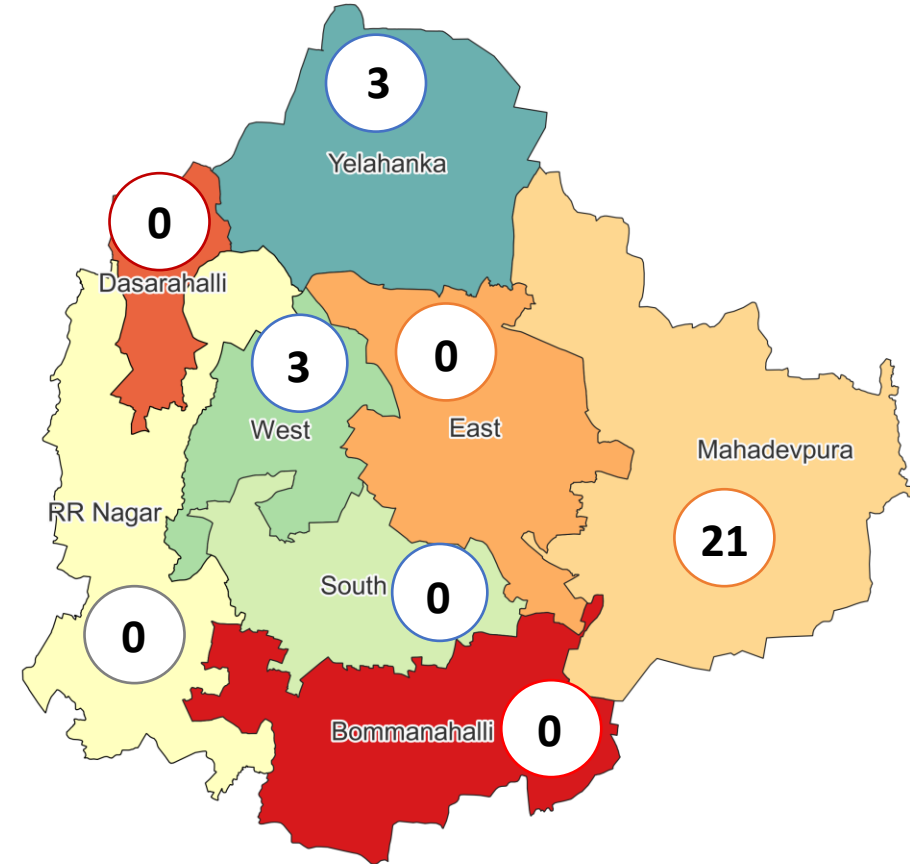


CLUSTER DETAILS



Zone Name	TOTAL CLUSTERS	Budding Clusters	Clusters	Outbreaks
		Less Than 5 Cases	5 To 14 Cases	More Than 14 Cases
BOMMANAHALLI	0 (-)	0 (-)	0 (-)	0 (-)
DASARAHALLI	0 (-)	0 (-)	0 (-)	0 (-)
EAST	0 (-)	0 (-)	0 (-)	0 (-)
MAHADEVPURA	21 (-)	21 (-)	0 (-)	0 (-)
RR NAGAR	0 (-)	0 (-)	0 (-)	0 (-)
SOUTH	0 (-)	0 (-)	0 (-)	0 (-)
WEST	3 (-)	3 (-)	0 (-)	0 (-)
YELAHANKHA	3 (-)	3 (-)	0 (-)	0 (-)
TOTAL	27 (-)	27 (-)	0 (-)	0 (-)

Total Active Clusters



Types of Clusters

Zone Name	Apartments/ Villa	Individual House	Hostels/Quarters	Others	Schools/Colleges
BOMMANAHALLI	0 (-)	0 (-)	0 (-)	0 (-)	0 (-)
DASARAHALLI	0 (-)	0 (-)	0 (-)	0 (-)	0 (-)
EAST	0 (-)	0 (-)	0 (-)	0 (-)	0 (-)
MAHADEVPURA	21 (-)	0 (-)	0 (-)	0 (-)	0 (-)
RR NAGAR	0 (-)	0 (-)	0 (-)	0 (-)	0 (-)
SOUTH	0 (-)	0 (-)	0 (-)	0 (-)	0 (-)
WEST	2 (-)	1 (-)	0 (-)	0 (-)	0 (-)
YELAHANKHA	3 (-)	0 (-)	0 (-)	0 (-)	0 (-)
TOTAL	26 (-)	1 (-)	0 (-)	0 (-)	0 (-)

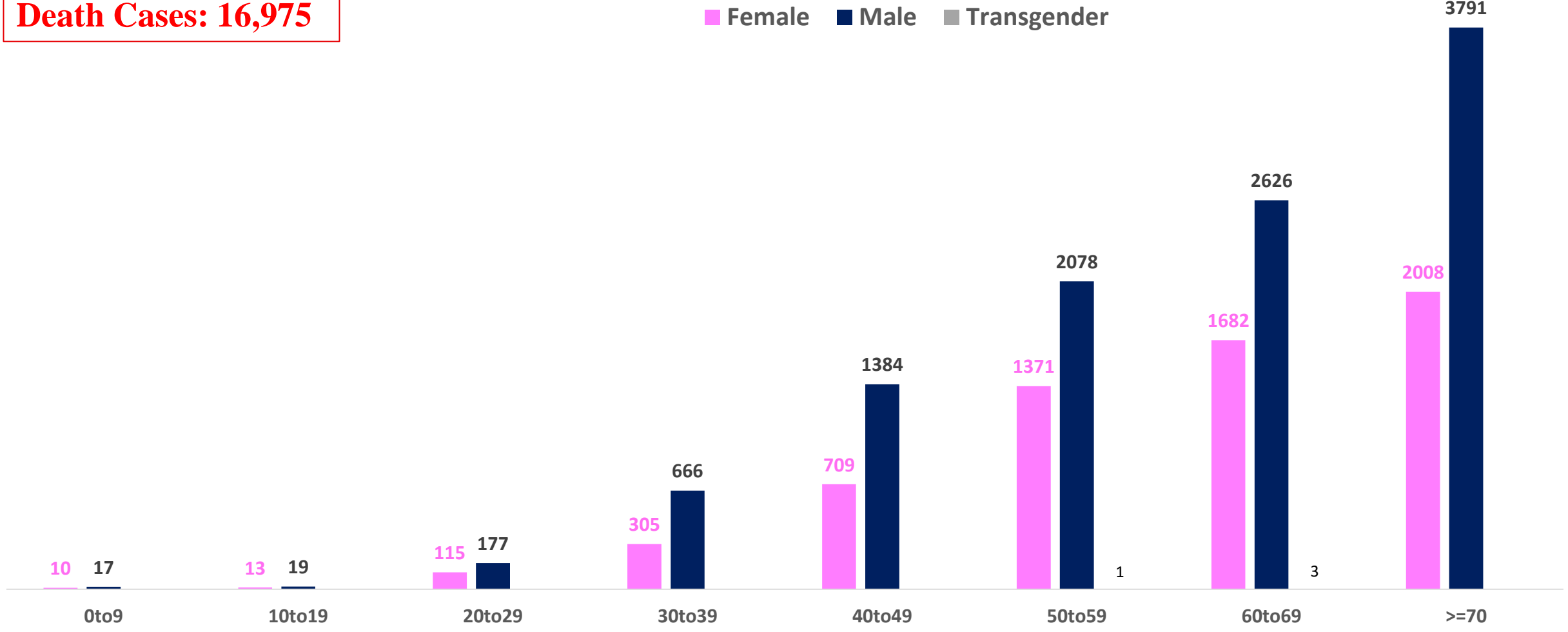
▲▼ : Shows increase and decrease in numbers as compared to previous day



AGE AND GENDER WISE DISTRIBUTION OF DEATH CASES



Death Cases: 16,975





VACCINATION COVERAGE AS ON 30.07.2022



Total Doses Administered

2,01,46,071

▲ 2,279

Total 12-14 years Population : 2.82 Lakhs

1ST DOSE

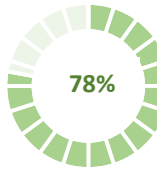


100%

2,87,605
Doses administered

▲ 55

2ND DOSE



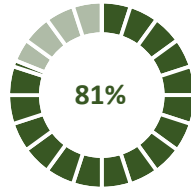
78%

2,19,121
Doses administered

▲ 92

Total 15-18 years Population : 4.42 Lakhs

1ST DOSE

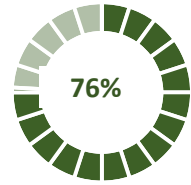


81%

3,58,378
Doses administered

▲ 10

2ND DOSE



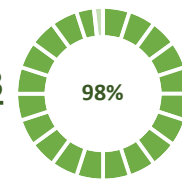
76%

3,35,328
Doses administered

▲ 21

Total adult Population : 91.7 Lakhs

1ST DOSE

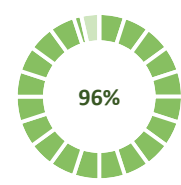


98%

90,13,368
Doses administered

▲ 36

2ND DOSE



96%

88,48,289
Doses administered

▲ 70

Priority Group*

Health Care Workers

Dose 1

2,10,365

Doses administered

▲ 0

Dose 2

2,07,046

Doses administered

▲ 0

Frontline Workers

Dose 1

3,81,967

Doses administered

▲ 0

Dose 2

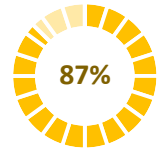
3,73,287

Doses administered

▲ 1

18 - 44 Years Coverage

Dose 1



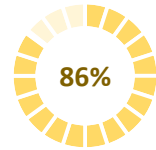
87%

57,45,440

Doses administered

▲ 31

Dose 2



86%

56,31,652

Doses administered

▲ 53

PRECAUTION DOSE



10,83,982

Doses administered

▲ 1,995

PRECAUTION DOSES ADMINISTERED

Health Care Workers

92,467

Booster Doses administered

▲ 14

Front Line Workers

1,29,678

Booster Doses administered

▲ 76

60 + Years Coverage

3,75,847

Booster Doses administered

▲ 141

18 + Years Coverage

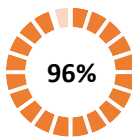
4,85,990

Booster Doses administered

▲ 1,764

45 – 59 Years Coverage

Dose 1



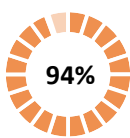
96%

16,95,224

Doses administered

▲ 4

Dose 2



94%

16,72,196

Doses administered

▲ 9

60 + Years Coverage

Dose 1



100%

9,80,372

Doses administered

▲ 1

Dose 2



100%

9,64,108

Doses administered

▲ 7

▲ indicates the increase in last 24 hours



COVID-19 SCENARIO IN BENGALURU AND OTHER METROPOLITIAN CITIES



CITY NAME	Positive Cases	Active Cases	Recovered	Deceased	Vaccine Doses Administered
New Delhi	19,53,175	3,844	19,23,023	26,308	3,58,51,136
Bengaluru*	18,36,068	8,595	18,10,498	16,975	2,32,76,242
Mumbai	11,23,283	1,797	11,01,838	19,648	2,18,25,699
Chennai	7,81,943	4,357	7,68,517	9,069	1,09,36,713

Source : <https://dashboard.cowin.gov.in/> at 5:25pm (31.07.2022)
Source : <https://www.covid19bharat.org/> at 5:25pm(31.07.2022)

*includes BBMP & Bengaluru Urban



SNAPSHOT OF COVID-19 CASES IN BENGALURU URBAN



**Total Wards With
< =10 Cases* :
59**

**Tests Conducted
On 30.07.2022:
16,620**

**Recovery
Rate:
98.61%**

**Total
Active Cases :
8,595**

**Total Vaccinated on
30.07.2022:
2,279**





**Positivity
Rate* :
7.31%**

**Active
Rate:
0.47%**

**Case
Fatality Rate* :
0.02%**

*Total positive cases In the past 7 days

*CFR and positivity is for Past 7 days

Download BBMP Bulletin	https://apps.bbmpgov.in/covid19/mediabulletin.php
To register for vaccination :	https://selfregistration.cowin.gov.in/
BBMP COVID19 Dashboard:	https://apps.bbmpgov.in/covid19/
Follow us on:	 www.facebook.com/bbmp.comm1/
	 twitter.com/BBMPCOMM
	  BBMPSplHealth


Issued by:

**Honorable Chief Commissioner, BBMP
Special Commissioner Health & IT, BBMP
MD, Bengaluru Smart City Limited**

THANK YOU !




NVBDCP update

WARNING DENGUE FEVER



BBMP-
MAHADEVAPURA Zone

Do **Don't**

Govt High school,
Garudacharppalaya

Every school child is a
health leader

Dengue Awareness session
& NVBDCP IEC campaign
via Schools.

